

**Pursuant to Section 92 (3) of the Companies Act, 2013 and rule 12(1) of the Company  
(Management & Administration) Rules, 2014.**

1.	CIN	U15311MP2009PLC021753
2.	Registration Date	23/03/2009
3.	Name of the Company	AVI AGRI BUSINESS LIMITED
4.	Category/Sub-Category of the Company	COMPANY LIMITED BY SHARES/INDIAN NON GOVT. COMPANY
5.	Address of the Registered office and contact details	SAKET TOWER, 4th FLOOR, 3A, RATLAM KOTHI, INDORE (M.P.) 452001 IN
6.	Whether listed company	UNLISTED
7.	Name, Address and Contact details of Registrar and Transfer Agent, if any	ANKIT CONSULTANCY PRIVATE LIMITED 60, Electronic Complex, Pardeshipura, Indore (M.P.) 452010 Tel.: 0731-4065799, 4065797

	Name and Description of main products / services	NIC Code of the Service/product service	% to total turnover of the company
1.	Sale of Soya Products	01112	99.32%

[illegible]





ii) Individual shareholders holding nominal share capital in excess of 11 ac	-	-	-	-	-	-	-	-	-
<b>c) Others (specify)</b>									
i) NRI & OCB	-	-	-	-	-	-	-	-	-
ii) Clearing Member	-	-	-	-	-	-	-	-	-
<b>Sub-total (B)(2)</b>	-	-	-	-	-	-	-	-	-
<b>Total Public Shareholding (B)=(B)(1)+(B)(2)</b>	2137500	0	2137500	12.31%	2137500	0	2137500	12.31%	0.00%
<b>C. Shares held by Custodian for GDRs &amp; ADRs</b>	-	-	-	-	-	-	-	-	-
<b>Grand Total (A+B+C)</b>	17369625	0	17369625	100.00%	17369625	0	17369625	100.00%	0.00%

**ii) Shareholding of Promoters (Promoters includes Promoter Group)**

S. No.	Shareholders Name	Shareholding at the beginning of the year			Shareholding at the end of the year			% Change in shareholding during the year
		No. of Shares	% of total Shares of the company	% of Shares Pledged / encumbered to total shares % of Total shares	No. of Shares	% of total Shares of the company	% of Shares Pledged / encumbered to total shares % of Total shares	
01	M/s V.K.Jain H.U.F.	2580000	14.85%	0	2580000	14.85%	0	0.00%
02	Mr. Vinod Kumar Jain	375000	2.16%	0	375000	2.16%	0	0.00%
03	Mr. Avi Jain	26250	0.15%	0	26250	0.15%	0	0.00%
04	Mrs. Anita Jain	440000	2.53%	0	440000	2.53%	0	0.00%
05	M/s Excel Agri Business Pvt. Ltd.	8054380	46.37%	0	8054380	46.37%	0	0.00%
06	M/s Suraj Agri Business Pte Ltd	3741495	21.54%	0	3741495	21.54%	0	0.00%
07	Mr. Mahendra Lakhichand Jalori	7500	0.04%	0	7500	0.04%	0	0.00%
08	Mr. Praveen Kumar Vyas	7500	0.04%	0	7500	0.04%	0	0.00%
<b>Total</b>		<b>15232125</b>	<b>87.69%</b>	<b>0</b>	<b>15232125</b>	<b>87.69%</b>	<b>0</b>	<b>0.00%</b>

**iii) Change in Promoters' Shareholding (including Promoter Group) (please specify, if there is no change)**

S. N o.	Particulars	Date	Reason	Shareholding at the beginning of the year		Cumulative Shareholding during the Year	
				No. of shares	% of total shares of the company	No. of shares	% of total shares of the company
	At the beginning of the year	No changes in Promoters Shareholding during the F.Y. 2022-23					
	Changes during the year						
	At the End of the year						

**iv) Shareholding Pattern of Top Ten Shareholders (other than Directors, Promoters and Holders of GDRs and ADRs)**

S. N o.	For each of the Top 10 shareholders	Date	Reason	Shareholding at the beginning of the Year		Cumulative Shareholding during the Year	
				No. of shares	% of total shares of the company	No. of shares	% of total shares of the company
1.	M/s Koyna Enterprises Pvt. Ltd.						
	At the beginning of Year	01/04/2022		2137500	12.31%	2137500	12.31%
	Changes during the Year			-		-	
	At the end of the Year	31/03/2023		2137500	12.31%	2137500	12.31%

**v) Shareholding of Directors and Key Managerial Personnel**

S. N o.	Shareholding For Each of the Directors and KMP	Date	Reason	Shareholding at the beginning of the year		Cumulative Shareholding during the Year	
				No. of shares	% of total shares of the company	No. of shares	% of total shares of the company
1.	<b>Praveen Kumar Vyas</b>						
	At the beginning of the Year	01/04/2022		7500	0.04%	7500	0.04%
	Changes during the year				0.00%		0.00%
	At the end of the Year	31/03/2023		7500	0.04%	7500	0.04%
2.	<b>Mahendra Lakhichand Jalori</b>						
	At the beginning of the year	01/04/2022		7500	0.04%	7500	0.04%
	Changes during the year				0.00%		0.00%
	At the end of the year	31/03/2023		7500	0.04%	7500	0.04%
3.	<b>Dinesh Jain (CFO)</b>						
	At the beginning of the year	01/04/2022		-	-	-	-
	Changes during the year			-	-	-	-



	At the end of the year	31/03/2023	-	-	-	-
	• Resigned w.e.f. 25/05/2022					
4.	<b>Priya Chhabra (CS)</b>					
	At the beginning of the year	01/04/2022	-	-	-	-
	Changes during the year		-	-	-	-
	At the end of the year	31/03/2023	-	-	-	-
5.	<b>Radheshyam Khemka</b>					
	At the beginning of the year	01/04/2022	-	-	-	-
	Changes during the year		-	-	-	-
	At the end of the year	31/03/2023	-	-	-	-
6.	<b>Ruchi Barche</b>					
	At the beginning of the year	01/04/2022	-	-	-	-
	Changes during the year		-	-	-	-
	At the end of the year	31/03/2023	-	-	-	-
7.	<b>Divya Taparia</b>					
	At the beginning of the year	01/04/2022	-	-	-	-
	Changes during the year		-	-	-	-
	At the end of the year	31/03/2023	-	-	-	-
7.	<b>Ashish Kumar Jain</b>					
	At the beginning of the year	01/04/2022	-	-	-	-
	Changes during the year		-	-	-	-
	At the end of the year	31/03/2023	-	-	-	-
	• Appointed w.e.f. 25/05/2022					

#### V. INDEBTEDNESS

Indebtedness of the Company including interest outstanding/accrued but not due for payment  
Amount in Lakhs.

Particulars	Secured Loans excluding deposits	Unsecured Loans	Deposits	Total Indebtedness
<b>Indebtedness at the beginning of the financial year</b>				
i)Principal Amount	1555.86	0	-	1555.86
ii)Interest due but not paid	-	-	-	-
iii)Interest accrued but not due	-	-	-	-
<b>Total (i+ii+iii)</b>	1555.86	0	-	1555.86
<b>Change in Indebtedness during the financial year</b>				
•Addition	-	-	-	-
•Reduction	(568.29)	-	-	(568.29)
<b>Net Change</b>			-	(568.29)
<b>Indebtedness at the End of the financial year</b>				
1) Principal Amount	987.57	0	-	987.57
ii)Interest due but not paid	-	-	-	-
iii)Interest accrued but not due	-	-	-	-
<b>Total(i+ii+iii)</b>	987.57	0	-	987.57

## VI. REMUNERATION OF DIRECTORS AND KEY MANAGERIAL PERSONNEL

### A. Remuneration to Managing Director, Whole-time Directors and/or Manager

S. No.	Particulars of Remuneration	Name of MD/WTD		Total Amount (in lakhs)
	Name	Mr. Mahendra Lakhichand Jalori	Mr. Radheshyam Khemka	
	Designation	Whole Time Director	Whole Time Director	
1	Gross salary	32.47	10.42	42.89
	(a) Salary as per provisions contained in section 17(1) of the Income-tax Act, 1961	-	-	-
	(b) Value of perquisites u/s 17(2) Income-tax Act, 1961	-	-	-
	(c) Profits in lieu of salary under section 17(3) Income-tax Act, 1961	-	-	-
2	Stock option	-	-	-
3	Sweat Equity	-	-	-
4	Commission - as % of profit - Others, specify...	-	-	-
5	Others, please specify	-	-	-
	Total	32.47	10.42	42.89
	Ceiling as per act	Within the limit		

### B. Remuneration to other directors

S. No.	Particulars of Remuneration	Name of Directors		Total Amount
		Ms. Divya Taparia	Ms. Ruchi Barche	
1	Independent Directors			
	Fee for attending board	72000	72000	144000
	committee meetings Commission	-	-	-
	Others, please specify	-	-	-
	Total (1)	72000	72000	144000
2	Other Non-Executive			
	Directors Fee for attending board / committee	-	-	-
	Commission	-	-	-
	Others, please specify	-	-	-
	Total (2)	-	-	-
	Total (B)=(1+2)	-	-	-
	Total Managerial Remuneration	72000	72000	144000
	Overall Ceiling as per the Act			

### C. Remuneration to Key Managerial Personnel Other Than MD/Manager/WTD

S. No.	Particulars of Remuneration	Name of Key Managerial Personnel				Total Amount (In Lakhs)
	Name	NIL	Dinesh Jain Upto 25/05/2022	Ashish Kumar Jain	Priya Chhabra	
	Designation	CEO	CFO	CFO	CS	
1	Gross salary	-	3.52	11.23	5.57	20.32

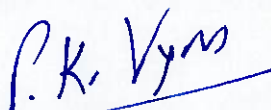


	(a) Salary as per provisions contained in section 17(1) of the Income-tax Act, 1961	-	-		-	-
	(b) Value of perquisites u/s 17(2) Income-tax Act, 1961	-	-			-
	(c) Profits in lieu of salary under section 17(3) Income-tax Act, 1961	-	-			-
2	Stock Option	-	-		-	-
3	SweatEquity	-	-		-	-
4	Commission - as % of profit - Others, specify...	-	-		-	-
5	Others, please specify	-	-		-	-
	<b>Total</b>	-	<b>3.52</b>	<b>11.23</b>	<b>5.57</b>	<b>20.32</b>

## VII. PENALTIES/ PUNISHMENT /COMPOUNDING OF OFFENCES

Type	Section of the Companies Act	Brief Description	Details of Penalty / Punishment/ Compounding fees imposed	Authority [RD / NCLT / COURT]	Appeal made, if any (give Details)
<b>A. Company</b>					
Penalty	-	-	-	-	-
Punishment	-	-	-	-	-
Compounding	-	-	-	-	-
<b>B. DIRECTORS</b>					
<b>NIL DURING THE YEAR ENDED 31<sup>ST</sup> MARCH 2023</b>					
Penalty	-	-	-	-	-
Punishment	-	-	-	-	-
Compounding	-	-	-	-	-
<b>C. OTHER OFFICERS IN DEFAULT</b>					
Penalty	-	-	-	-	-
Punishment	-	-	-	-	-
Compounding	-	-	-	-	-

For and behalf of the Board



**PRAVEEN KUMAR VYAS**  
(DIRECTOR)  
(DIN: 00103686)



**RADHESHYAM KHEMKA**  
(WHOLETIME DIRECTOR)  
(DIN: 08065409)

Date: 05/09/2023

Place: INDORE

**FORM NO. MGT 9****EXTRACT OF ANNUAL RETURN****As on financial year ended on 31.03.2022**

**Pursuant to Section 92 (3) of the Companies Act, 2013 and rule 12(1) of the Company  
(Management & Administration) Rules, 2014.**

**I. Registration and Other Details:-**

1.	CIN	U15311MP2009PLC021753
2.	Registration Date	23/03/2009
3.	Name of the Company	AVI AGRI BUSINESS LIMITED
4.	Category/Sub-Category of the Company	COMPANY LIMITED BY SHARES/INDIAN NON GOVT. COMPANY
5.	Address of the Registered office and contact details	SAKET TOWER, 4th FLOOR, 3A, RATLAM KOTHL, INDORE (M.P.) 452001 IN
6.	Whether listed company	UNLISTED
7.	Name, Address and Contact details of Registrar and Transfer Agent, if any	ANKIT CONSULTANCY PRIVATE LIMITED 60, Electronic Complex, Pardeshipura, Indore (M.P.) 452010 Tel.:0731-4065799, 4065797

**II. Principal Business Activities of the Company**

All the business activities contributing 10% or more of the total turnover of the company shall be stated:

	Name and Description of main products / services	NIC Code of the Service/product service	% to total turnover of the company
1.	Sale of Soya Products	01112	99.05%

**III. Particulars of Holding, Subsidiary and Associate Companies**

Company does not have any holding, Subsidiary & Associate Company.

**IV. Share Holding Pattern (Equity Share Capital breakup as Percentage of Total Equity)****I) Category-Wise Share Holding**

Category of Shareholders	No. of Shares held at the beginning of the year (01/04/2021)				No. of Shares held at the end of the year (31/03/2022)				% Change during the year
	Demat	Physical	Total	% of Total shares	Demat	Physical	Total	% of Total shares	
<b>A. Promoters</b>									
<b>(1) Indian</b>									
a) Individual/HUF	3436250	0	3436250	19.78%	3436250	0	3436250	19.78%	-
b) Central Govt.	-	-	-	-	-	-	-	-	-
c) State Govt.	-	-	-	-	-	-	-	-	-
d) Bodies	8054380	0	8054380	46.37%	8054380	0	8054380	46.37%	-
e) Banks / FI	-	-	-	-	-	-	-	-	-
f) Any Other....	-	-	-	-	-	-	-	-	-
<b>Sub-total (A)</b>	<b>1149063</b>	<b>0</b>	<b>1149063</b>	<b>66.15</b>	<b>1149063</b>	<b>0</b>	<b>1149063</b>	<b>66.15%</b>	<b>0.00%</b>
<b>(1)</b>	<b>0</b>		<b>0</b>	<b>%</b>	<b>0</b>		<b>0</b>		





ii) Clearing Member	-	-	-	-	-	-	-	-	-
Sub-total (B)(2)	-	-	-	-	-	-	-	-	-
Total Public Shareholding (B)=(B)(1)+(B)(2)	2137500	0	2137500	12.31%	2137500	0	2137500	12.31%	0.00%
C. Shares held by Custodian for GDRs & ADRs	-	-	-	-	-	-	-	-	-
Grand Total (A+B+C)	17369625	0	17369625	100.00%	17369625	0	17369625	100.00%	0.00%

**ii) Shareholding of Promoters (Promoters includes Promoter Group)**

S. No.	Shareholders Name	Shareholding at the beginning of the year			Shareholding at the end of the year			% Change in shareholding during the year
		No. of Shares	% of total Shares of the company	% of Shares Pledged / encumbered to total shares % of Total shares	No. of Shares	% of total Shares of the company	% of Shares Pledged / encumbered to total shares % of Total shares	
01	M/s V.K.Jain H.U.F.	2580000	14.85%	0	2580000	14.85%	0	0.00%
02	Mr. Vinod Kumar Jain	375000	2.16%	0	375000	2.16%	0	0.00%
03	Mr. Avi Jain	26250	0.15%	0	26250	0.15%	0	0.00%
04	Mrs. Anita Jain	440000	2.53%	0	440000	2.53%	0	0.00%
05	M/s Excel Agri Business Pvt. Ltd.	8054380	46.37%	0	8054380	46.37%	0	0.00%
06	M/s Suraj Agri Business Pte Ltd	3741495	21.54%	0	3741495	21.54%	0	0.00%
07	Mr. Mahendra Lakhichand Jalori	7500	0.04%	0	7500	0.04%	0	0.00%
08	Mr. Praveen Kumar Vyas	7500	0.04%	0	7500	0.04%	0	0.00%
Total		15232125	87.69%	0	15232125	87.69%	0	0.00%

**iii) Change in Promoters' Shareholding (including Promoter Group) (please specify, if there is no change)**

S. N o.	Particulars	Date	Reason	Shareholding at the beginning of the year		Cumulative Shareholding during the Year	
				No. of shares	% of total shares of the	No. of shares	% of total shares of the company



					company		
	At the beginning of the year	No changes in Promoters Shareholding during the F.Y. 2021-22					
	Changes during the year						
	At the End of the year						

**iv) Shareholding Pattern of Top Ten Shareholders (other than Directors, Promoters and Holders of GDRs and ADRs)**

S. N o.	For each of the Top 10 shareholders	Date	Reason	Shareholding at the beginning of the Year		Cumulative Shareholding during the Year	
				No. of shares	% of total shares of the company	No. of shares	% of total shares of the company
1.	M/s Koyna Enterprises Pvt. Ltd.						
	At the beginning of Year	01/04/2021		2137500	12.31%	2137500	12.31%
	Changes during the Year			-			-
	At the end of the Year	31/03/2022		2137500	12.31%	2137500	12.31%

**v) Shareholding of Directors and Key Managerial Personnel**

S. N o.	Shareholding For Each of the Directors and KMP	Date	Reason	Shareholding at the beginning of the year		Cumulative Shareholding during the Year	
				No. of shares	% of total shares of the company	No. of shares	% of total shares of the company
1.	<b>Praveen Kumar Vyas</b>						
	At the beginning of the Year	01/04/2021		7500	0.04%	7500	0.04%
	Changes during the year				0.00%		0.00%
	At the end of the Year	31/03/2022		7500	0.04%	7500	0.04%
2.	<b>Mahendra Lakhichand Jalori</b>						
	At the beginning of the year	01/04/2021		7500	0.04%	7500	0.04%
	Changes during the year				0.00%		0.00%
	At the end of the year	31/03/2022		7500	0.04%	7500	0.04%
3.	<b>Dinesh Jain (CFO)</b>						
	At the beginning of the year	01/04/2021		-	-	-	-
	Changes during the year			-	-	-	-
	At the end of the year	31/03/2022		-	-	-	-
4.	<b>Priya Chhabra (CS)</b>						
	At the beginning of the year	01/04/2021		-	-	-	-
	Changes during the year			-	-	-	-
	At the end of the year	31/03/2022		-	-	-	-
5.	<b>Radheshyam Khemka</b>						
	At the beginning of the year	01/04/2021		-	-	-	-

	Changes during the year			-	-	-	-
	At the end of the year	31/03/2022		-	-	-	-
6.	<b>Ruchi Barche</b>						
	At the beginning of the year	01/04/2021		-	-	-	-
	Changes during the year			-	-	-	-
	At the end of the year	31/03/2022		-	-	-	-
	• Appointed w.e.f. 01/07/2020						
7.	<b>Divya Taparia</b>						
	At the beginning of the year	01/04/2021		-	-	-	-
	Changes during the year			-	-	-	-
	At the end of the year	31/03/2022		-	-	-	-
	• Appointed w.e.f. 10/09/2021						

## V. INDEBTEDNESS

Indebtedness of the Company including interest outstanding/accrued but not due for payment  
Amount in Lakhs.

Particulars	Secured Loans excluding deposits	Unsecured Loans	Deposits	Total Indebtedness
<b>Indebtedness at the beginning of the financial year</b>				
i)Principal Amount	2170.73	588.18	-	2758.91
ii)Interest due but not paid	-	-	-	-
iii)Interest accrued but not due	-	-	-	-
<b>Total (i+ii+iii)</b>	2170.73	588.18	-	2758.91
<b>Change in Indebtedness during the financial year</b>				
•Addition	-	-	-	-
•Reduction	(614.87)	(588.18)	-	(1203.05)
<b>Net Change</b>			-	(1203.05)
<b>Indebtedness at the End of the financial year</b>				
1) Principal Amount	1555.86	0	-	1555.86
ii)Interest due but not paid	-	-	-	-
iii)Interest accrued but not due	-	-	-	-
<b>Total(i+ii+iii)</b>	1555.86	0	-	1555.86

## VI. REMUNERATION OF DIRECTORS AND KEY MANAGERIAL PERSONNEL

### A. Remuneration to Managing Director, Whole-time Directors and/or Manager

S. No.	Particulars of Remuneration	Name of MD/WTD		Total Amount (in lakhs)
	Name	Mr. Mahendra Lakhichand Jalori	Mr. Radheshyam Khemka	
	Designation	Whole Time Director	Whole Time Director	
1	<b>Gross salary</b>	30.60	11.24	41.84
	(a) Salary as per provisions contained in section 17(1) of the	-	-	-



	Income-tax Act, 1961			
	(b) Value of perquisites u/s 17(2) Income-tax Act, 1961	-	-	-
	(c) Profits in lieu of salary under section 17(3) Income-tax Act, 1961	-	-	-
2	Stock option	-	-	-
3	Sweat Equity	-	-	-
4	Commission - as % of profit - Others, specify...	-	-	-
5	Others, please specify	-	-	-
	<b>Total</b>	<b>30.60</b>	<b>11.24</b>	<b>41.84</b>
	<b>Ceiling as per act</b>	<b>Within the limit</b>		

#### B. Remuneration to other directors

S. No.	Particulars of Remuneration	Name of Directors		Total Amount
		Ms. Divya Taparia	Ms. Ruchi Barche	
1	<b>Independent Directors</b>			
	Fee for attending board	41333	68000	-
	committee meetings Commission	-	-	-
	Others, please specify	-	-	-
	<b>Total (1)</b>	<b>41333</b>	<b>68000</b>	<b>-</b>
2	<b>Other Non-Executive</b>			
	Directors Fee for attending board / committee	-	-	-
	Commission	-	-	-
	Others, please specify	-	-	-
	<b>Total (2)</b>	<b>-</b>	<b>-</b>	<b>-</b>
	<b>Total (B)=(1+2)</b>	<b>-</b>	<b>-</b>	<b>-</b>
	<b>Total Managerial Remuneration</b>	<b>41333</b>	<b>68000</b>	<b>109333</b>
	<b>Overall Ceiling as per the Act</b>			
		*Appointed w.e.f. 10/09/2021	*Appointed w.e.f. 01/07/2020	

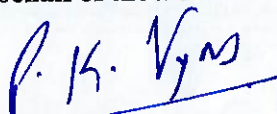
#### C. Remuneration to Key Managerial Personnel Other Than MD/Manager/WTD

S. No.	Particulars of Remuneration	Name of Key Managerial Personnel			Total Amount (In Lakhs)
		NIL	Dinesh Jain	Priya Chhabra	
	Designation	CEO	CFO	CS	
1	Gross salary	-	10.95	6.00	16.95
	(a) Salary as per provisions contained in section 17(1) of the Income-tax Act, 1961	-	-	-	-
	(b) Value of perquisites u/s 17(2) Income-tax Act, 1961	-	-	-	-
	(c) Profits in lieu of salary under section 17(3) Income-tax Act, 1961	-	-	-	-
2	Stock Option	-	-	-	-
3	Sweat Equity	-	-	-	-
4	Commission - as % of profit - Others, specify...	-	-	-	-
5	Others, please specify	-	-	-	-
	<b>Total</b>	<b>-</b>	<b>10.95</b>	<b>6.00</b>	<b>16.95</b>

# **VII. PENALTIES/ PUNISHMENT /COMPOUNDING OF OFFENCES**

Type	Section of the Companies Act	Brief Description	Details of Penalty / Punishment/ Compounding fees imposed	Authority [RD / NCLT / COURT]	Appeal made, if any (give Details)
<b>A. Company</b>					
Penalty	-	-	-	-	-
Punishment	-	-	-	-	-
Compounding	-	-	-	-	-
<b>B. DIRECTORS</b>					
<b>NIL DURING THE YEAR ENDED 31<sup>ST</sup> MARCH 2022</b>					
Penalty	-	-	-	-	-
Punishment	-	-	-	-	-
Compounding	-	-	-	-	-
<b>C. OTHER OFFICERS IN DEFAULT</b>					
Penalty	-	-	-	-	-
Punishment	-	-	-	-	-
Compounding	-	-	-	-	-

For and behalf of the Board



**PRAVEEN KUMAR VYAS**  
(DIRECTOR)  
(DIN: 00103686)



**RADHESHYAM KHEMKA**  
(WHOLETIME DIRECTOR)  
(DIN: 08065409)

**Date: 12/09/2022**

**Place: INDORE**



**FORM NO. MGT 9**

**EXTRACT OF ANNUAL RETURN**

**As on financial year ended on 31.03.2021**

**Pursuant to Section 92 (3) of the Companies Act, 2013 and rule 12(1) of the Company  
(Management & Administration) Rules, 2014.**

**I. Registration and Other Details:-**

1.	CIN	U15311MP2009PLC021753
2.	Registration Date	23/03/2009
3.	Name of the Company	AVI AGRI BUSINESS LIMITED
4.	Category/Sub-Category of the Company	COMPANY LIMITED BY SHARES/INDIAN NON GOVT. COMPANY
5.	Address of the Registered office and contact details	SAKET TOWER, 4th FLOOR, 3A, RATLAM KOTHI, INDORE (M.P.) 452001 IN
6.	Whether listed company	UNLISTED
7.	Name, Address and Contact details of Registrar and Transfer Agent, if any	ANKIT CONSULTANCY PRIVATE LIMITED 60, Electronic Complex, Pardeshipura, Indore (M.P.) 452010 Tel.:0731-4065799, 4065797

**II. Principal Business Activities of the Company**

All the business activities contributing 10% or more of the total turnover of the company shall be stated:

	Name and Description of main products / services	NIC Code of the Service/product service	% to total turnover of the company
1.	Sale of Soya Products	01112	99.67%

**III. Particulars of Holding, Subsidiary and Associate Companies**

Company does not have any holding, Subsidiary & Associate Company.

**IV. Share Holding Pattern (Equity Share Capital breakup as Percentage of Total Equity)**

**I) Category-Wise Share Holding**

Category of Shareholders	No. of Shares held at the beginning of the year (01/04/2020)				No. of Shares held at the end of the year (31/03/2021)				% Change during the year
	Demat	Physical	Total	% of Total shares	Demat	Physical	Total	% of Total shares	
<b>A. Promoters</b>									
<b>(1) Indian</b>									
a) Individual/HUF	3436250	0	3436250	19.78%	3436250	0	3436250	19.78%	-
b) Central Govt.	-	-	-	-	-	-	-	-	-
c) State Govt.	-	-	-	-	-	-	-	-	-
d) Bodies	8054380	0	8054380	46.37%	8054380	0	8054380	46.37%	-
e) Banks / FI	-	-	-	-	-	-	-	-	-
f) Any Other....	-	-	-	-	-	-	-	-	-
<b>Sub-total (A)</b>	<b>1149063</b>	<b>0</b>	<b>11490630</b>	<b>66.15%</b>	<b>1149063</b>	<b>0</b>	<b>11490630</b>	<b>66.15%</b>	<b>0.00%</b>
<b>(1)</b>	<b>0</b>				<b>0</b>		<b>0</b>		





ii) Clearing Member	-	-	-	-	-	-	-	-	-
<b>Sub-total (B)(2)</b>	-	-	-	-	-	-	-	-	-
<b>Total Public Shareholding (B)=(B)(1)+(B)(2)</b>	2137500	0	2137500	12.31%	2137500	0	2137500	12.31%	0.00%
<b>C. Shares held by Custodian for GDRs &amp; ADRs</b>	-	-	-	-	-	-	-	-	-
<b>Grand Total (A+B+C)</b>	17369625	0	17369625	100.00%	17369625	0	17369625	100.00%	0.00%

**ii) Shareholding of Promoters (Promoters includes Promoter Group)**

S. No.	Shareholders Name	Shareholding at the beginning of the year			Shareholding at the end of the year			% Change in shareholding during the year
		No. of Shares	% of total Shares of the company	% of Shares Pledged / encumbered to total shares % of Total shares	No. of Shares	% of total Shares of the company	% of Shares Pledged / encumbered to total shares % of Total shares	
01	M/s V.K.Jain H.U.F.	2580000	14.85%	0	2580000	14.85%	0	0.00%
02	Mr. Vinod Kumar Jain	375000	2.16%	0	375000	2.16%	0	0.00%
03	Mr. Avi Jain	26250	0.15%	0	26250	0.15%	0	0.00%
04	Mrs. Anita Jain	440000	2.53%	0	440000	2.53%	0	0.00%
05	M/s Excel Agri Business Pvt. Ltd.	8054380	46.37%	0	8054380	46.37%	0	0.00%
06	M/s Suraj Agri Business Pte Ltd	3741495	21.54%	0	3741495	21.54%	0	0.00%
07	Mr. Mahendra Lakhichand Jalori	7500	0.04%	0	7500	0.04%	0	0.00%
08	Mr. Praveen Kumar Vyas	7500	0.04%	0	7500	0.04%	0	0.00%
<b>Total</b>		<b>15232125</b>	<b>87.69%</b>	<b>0</b>	<b>15232125</b>	<b>87.69%</b>	<b>0</b>	<b>0.00%</b>

**iii) Change in Promoters' Shareholding (including Promoter Group) (please specify, if there is no change)**

S. No.	Particulars	Date	Reason	Shareholding at the beginning of the year		Cumulative Shareholding during the Year	
				No. of shares	% of total shares of the company	No. of shares	% of total shares of the company



							compan y
	At the beginning of the year	No changes in Promoters Shareholding during the F.Y. 2020-21					
	Changes during the year						
	At the End of the year						

iv) Shareholding Pattern of Top Ten Shareholders (other than Directors, Promoters and Holders of GDRs and ADRs)

S. N o.	For each of the Top 10 shareholders	Date	Reason	Shareholding at the beginning of the Year		Cumulative Shareholding during the Year	
				No. of shares	% of total shares of the company	No. of shares	% of total shares of the company
1.	M/s Koyna Enterprises Pvt. Ltd.						
	At the beginning of Year	01/04/2020		2137500	12.31%	2137500	12.31%
	Changes during the Year			-			-
	At the end of the Year	31/03/2021		2137500	12.31%	2137500	12.31%

v) Shareholding of Directors and Key Managerial Personnel

S. N o.	Shareholding For Each of the Directors and KMP	Date	Reason	Shareholding at the beginning of the year		Cumulative Shareholding during the Year	
				No. of shares	% of total shares of the company	No. of shares	% of total shares of the company
1.	<b>Praveen Kumar Vyas</b>						
	At the beginning of the Year	01/04/2020		7500	0.04%	7500	0.04%
	Changes during the year				0.00%		0.00%
	At the end of the Year	31/03/2021		7500	0.04%	7500	0.04%
2.	<b>Mahendra Lakhichand Jalori</b>						
	At the beginning of the year	01/04/2020		7500	0.04%	7500	0.04%
	Changes during the year				0.00%		0.00%
	At the end of the year	31/03/2021		7500	0.04%	7500	0.04%
3.	<b>Hari Prasad Sarda</b>						
	At the beginning of the year	01/04/2020		-	-	-	-
	Changes during the year			-	-	-	-
	At the end of the year	31/03/2021		-	-	-	-
	* Resigned w.e.f. 09/07/2020						
4.	<b>Dinesh Jain (CFO)</b>						
	At the beginning of the year	01/04/2020		-	-	-	-
	Changes during the year			-	-	-	-



	At the end of the year	31/03/2021	-	-	-	-
5.	<b>Priya Chhabra (CS)</b>					
	At the beginning of the year	01/04/2020	-	-	-	-
	Changes during the year		-	-	-	-
	At the end of the year	31/03/2021	-	-	-	-
6.	<b>Radheshyam Khemka</b>					
	At the beginning of the year	01/04/2020	-	-	-	-
	Changes during the year		-	-	-	-
	At the end of the year	31/03/2021	-	-	-	-
7.	<b>Surbhi Agrawal</b>					
	At the beginning of the year	01/04/2020	-	-	-	-
	Changes during the year		-	-	-	-
	At the end of the year	31/03/2021	-	-	-	-
	• Appointed w.e.f. 01/02/2020					
8.	<b>Ruchi Barche</b>					
	At the beginning of the year	01/04/2020	-	-	-	-
	Changes during the year		-	-	-	-
	At the end of the year	31/03/2021	-	-	-	-
	• Appointed w.e.f. 01/07/2020					

## V. INDEBTEDNESS

Indebtedness of the Company including interest outstanding/accrued but not due for payment

Particulars	Secured Loans excluding deposits	Unsecured Loans	Deposits	Total Indebtedness
<b>Indebtedness at the beginning of the financial year</b>				
i)Principal Amount	1,06,81,56,363	24,57,20,249	-	1,31,38,76,612
ii)Interest due but not paid	-	-	-	-
iii)Interest accrued but not due	-	-	-	-
<b>Total (i+ii+iii)</b>	1,06,81,56,363	24,57,20,249	-	1,31,38,76,612
<b>Change in Indebtedness during the financial year</b>				
•Addition	1,10,88,25,773		-	1,10,88,25,773
•Reduction		(18,69,02,026)	-	(18,69,02,026)
Net Change			-	92,19,23,747
<b>Indebtedness at the End of the financial year</b>				
1) Principal Amount	2,17,69,82,136	5,88,18,223	-	2,23,58,00,359
ii)Interest due but not paid	-	-	-	-
iii)Interest accrued but not due	-	-	-	-
<b>Total(i+ii+iii)</b>	2,17,69,82,136	5,88,18,223	-	2,23,58,00,359

## VI. REMUNERATION OF DIRECTORS AND KEY MANAGERIAL PERSONNEL

### A. Remuneration to Managing Director, Whole-time Directors and/or Manager

S. No.	Particulars of Remuneration	Name of MD/WTd		Total Amount
	Name	Mr. Mahendra Lakhichand Jalori	Mr. Radheshyam Khemka	
	Designation	Whole Time Director	Whole Time Director	
1	Gross salary	25,45,008	9,50,264	34,95,272
	(a) Salary as per provisions contained in section 17(1) of the Income-tax Act, 1961	-	-	-
	(b) Value of perquisites u/s 17(2) Income-tax Act, 1961	-	-	-
	(c) Profits in lieu of salary under section 17(3) Income-tax Act, 1961	-	-	-
2	Stock option	-	-	-
3	Sweat Equity	-	-	-
4	Commission - as % of profit - Others, specify...	-	-	-
5	Others, please specify	-	-	-
	Total	25,45,008	9,50,264	34,95,272
	Ceiling as per act	Within the limit		

#### B. Remuneration to other directors

S. No.	Particulars of Remuneration	Name of Directors			Total Amount
		Mr. Hari Prasad Sarda	Ms. Ruchi Barche	Ms. Surbhi Agrawal	
1	Independent Directors				
	Fee for attending board	-	450000	30000	75000
	committee meetings Commission	-	-	-	-
	Others, please specify	-	-	-	-
	Total (1)	-	45000	30000	75000
2	Other Non-Executive				
	Directors Fee for attending board / committee	-	-	-	-
	Commission	-	-	-	-
	Others, please specify	-	-	-	-
	Total (2)	-	-	-	-
	Total (B)=(1+2)	-	-	-	-
	Total Managerial Remuneration		45000	30000	75000
	Overall Ceiling as per the Act				
		*Resignation w.e.f. 09/07/2020	*Appointed w.e.f. 01/07/2020	*Appointed w.e.f. 01/02/2020	

#### C. Remuneration to Key Managerial Personnel Other Than MD/Manager/WTd

S. No.	Particulars of Remuneration	Name of Key Managerial Personnel			Total Amount
	Name	NIL	Dinesh Jain	Priya Chhabra	
	Designation	CEO	CFO	CS	
1	Gross salary	-	9,43,826	4,98,390	14,42,216
	(a) Salary as per provisions contained in section 17(1) of the Income-tax Act, 1961	-	-	-	-

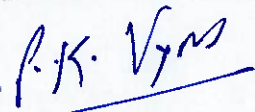


	(b) Value of perquisites u/s 17(2) Income-tax Act, 1961	-	-	-	-
	(c) Profits in lieu of salary under section 17(3) Income-tax Act, 1961	-	-	-	-
2	Stock Option	-	-	-	-
3	SweatEquity	-	-	-	-
4	Commission - as % of profit - Others, specify...	-	-	-	-
5	Others, please specify	-	-	-	-
	<b>Total</b>	-	<b>9,43,826</b>	<b>4,98,390</b>	<b>14,42,216</b>

## VII. PENALTIES/ PUNISHMENT /COMPOUNDING OF OFFENCES

Type	Section of the Companies Act	Brief Description	Details of Penalty / Punishment/ Compounding fees imposed	Authority [RD / NCLT / COURT]	Appeal made, if any (give Details)
<b>A. Company</b>					
Penalty	-	-	-	-	-
Punishment	-	-	-	-	-
Compounding	-	-	-	-	-
<b>B. DIRECTORS</b>					
<b>NIL DURING THE YEAR ENDED 31<sup>ST</sup> MARCH 2020</b>					
Penalty	-	-	-	-	-
Punishment	-	-	-	-	-
Compounding	-	-	-	-	-
<b>C. OTHER OFFICERS IN DEFAULT</b>					
Penalty	-	-	-	-	-
Punishment	-	-	-	-	-
Compounding	-	-	-	-	-

For and behalf of the Board



**PRAVEEN KUMAR VYAS**  
(DIRECTOR)  
(DIN: 00103686)



**RADHESHYAM KHEMKA**  
(WHOLETIME DIRECTOR)  
(DIN: 08065409)

Date: 30/09/2021

Place: INDORE